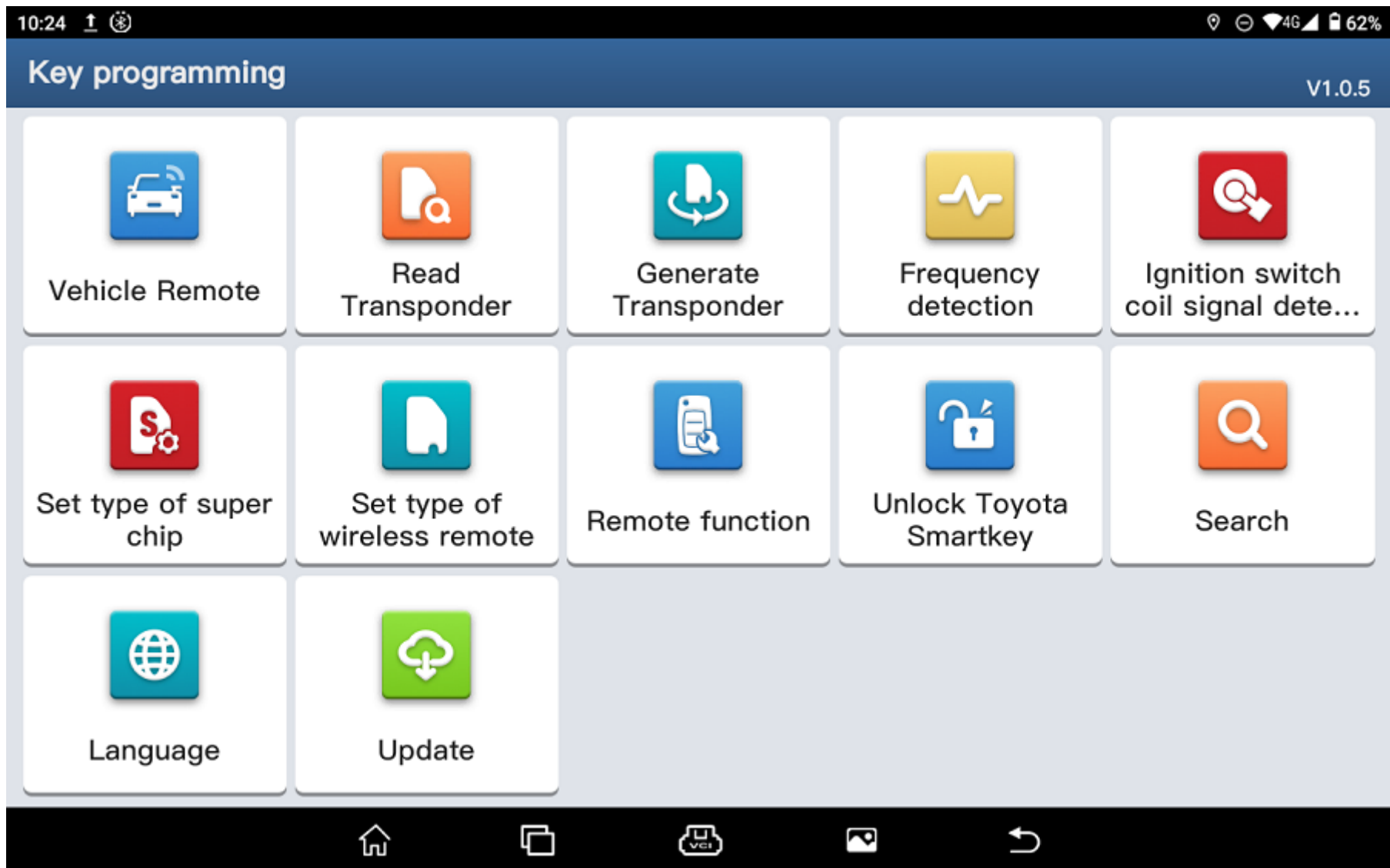
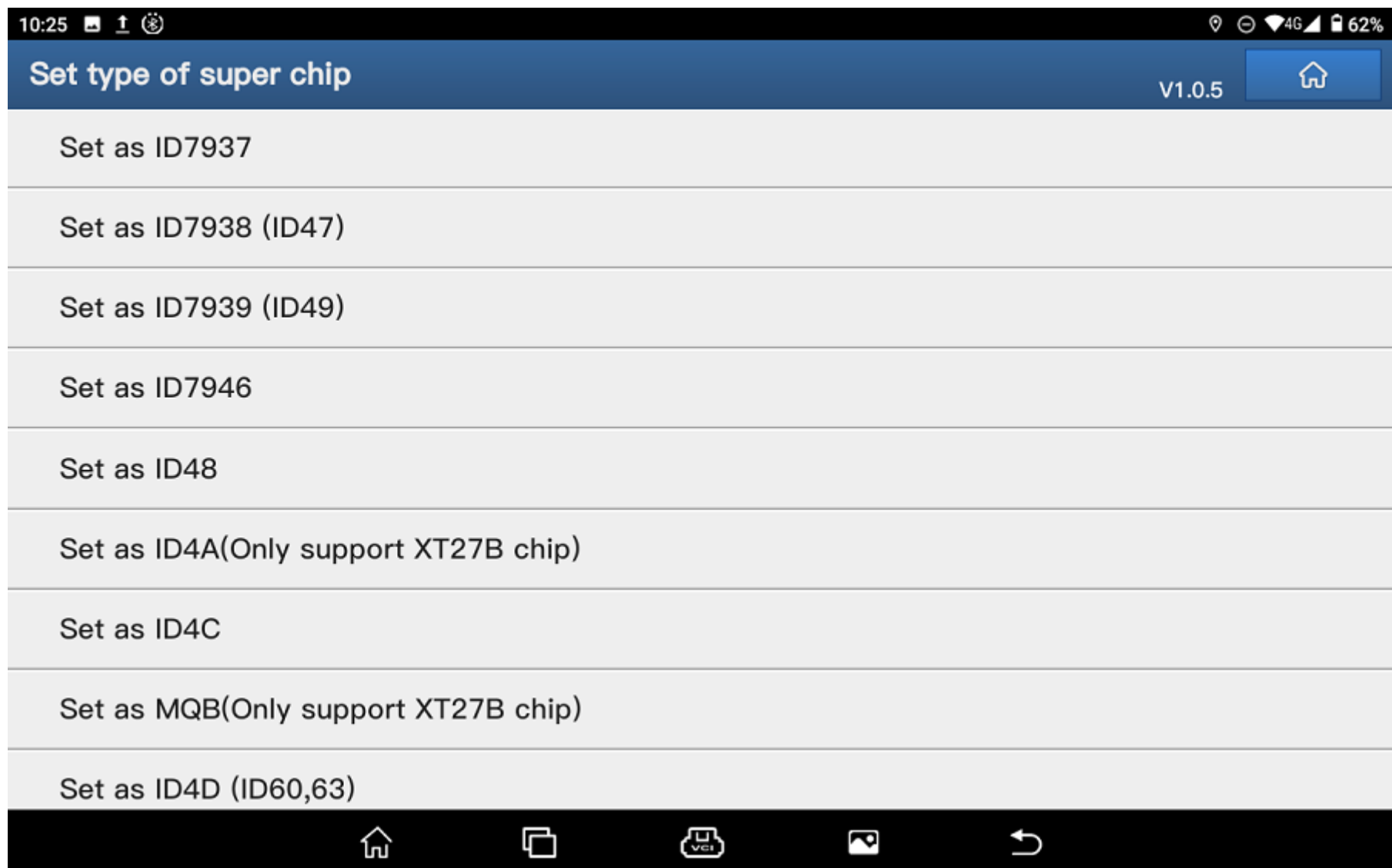


Вариант использования суперчипа:

1. Войдите в меню Set type of super chip (Установка типа суперчипа) для генерации.

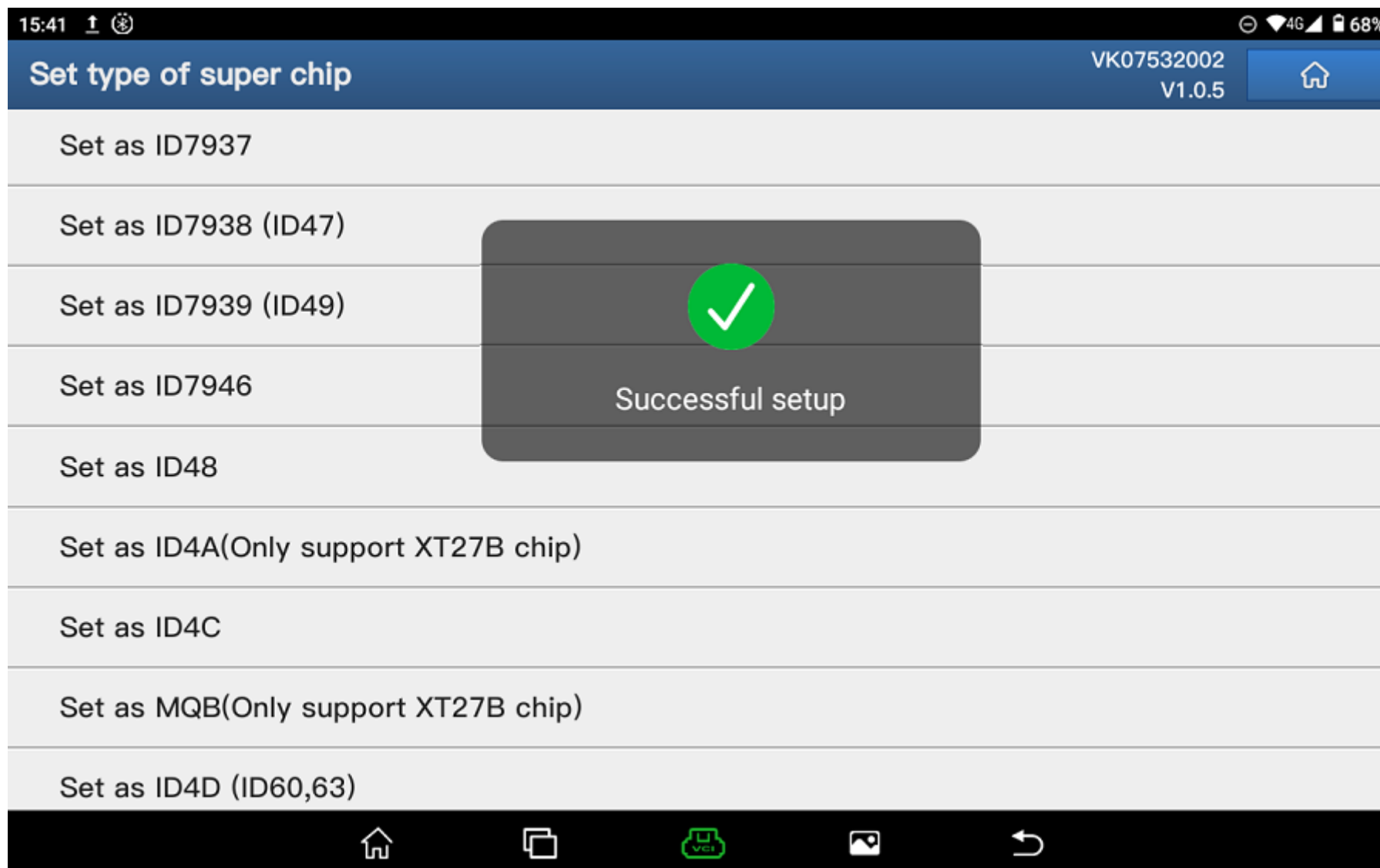


2. Выберите соответствующий тип чипа и вставьте суперчип в программатор.





3. После успешной генерации его можно использовать.



Способ использования смарт ключа LE Volkswagen и LE Ford:

1. Войдите в меню Vehicle Remote (Удаленное управление автомобилем) и выберите соответствующий ключ для создания.

The screenshot shows the 'Vehicle Remote' app interface. At the top, the status bar displays the time 10:37, signal strength, 4G network, and 62% battery. The app header is blue with 'Vehicle Remote' on the left, 'VK07532002 V1.0.5' in the center, and a home icon on the right. A left sidebar lists car models: VW, MPV Transporter, Multivan, Passat, Passat B8, Phaeton, Polo, and Sagitar. The main area shows a list of keys for the 'Polo' model. Each entry includes a key image, a title, frequency, remote type options, and a timestamp.

Model	Key Image	Title	Frequency	Remote Options	Timestamp
Polo		Skoda 1J0-959-753DJ 167	315 ASK	LK-Wire, LN-Wireless, LE-Wireless	2022-11-10 10:48:25
Polo		Skoda(202AD) 12-15 202AD 202AJ 202L 20...	434.42 ASK	LK-Wire, LN-Wireless, LE-Wireless	2023-05-08 10:43:02
Polo		1J0 959 753 DA 02-10 1534	434.42 ASK	LK-Wire, LN-Wireless, LE-Wireless	2022-03-29 17:49:50
Polo		1J0-959-753-CT02-08 1535	434.42 ASK	LK-Wire, LN-Wireless, LE-Wireless	2022-11-10 10:49:02

Reference part number: 1J0 959 753 CT

The bottom navigation bar contains icons for home, a folder, VCI, a photo, and a refresh arrow.

2. Выберите соответствующий ключ и поместите нужный смарт ключ на программатор для генерации.

10:38 4G 62%

Vehicle Remote/Skoda(202AD) 12-15 202AD 202AJ 202L 202H 169 VK07532002 V1.0.5

Remote information

Version: V1

ID: 0564 122

Frequency: 434.42 ASK

Universal remote: LK-Wire LN-Wireless LE-Wireless


Update date: 2023-05-08 10:43:02

Matching method & Note

Match method:

1. Use tools to enter [09-Central control unit].
2. Enter [10-Adjustment].
3. Input channel number [01], click [Read], click [Save].
4. Press any button of wanted programming remote, turn indicator light flashes twice, program successfully.
5. Click [Save].
6. If you want to program other remotes. please repeat step 3. 4. 5.

Generate





3. После успешной генерации ключа, войдите в меню Set type of super chip (Установка типа суперчипа), чтобы сгенерировать соответствующий чип-ключ.

Способ использования смарт ключа LS Nissan:

1. Войдите в меню Vehicle Remote (Удаленное управление автомобилем) и выберите соответствующую модель ключа для создания.

The screenshot displays the 'Vehicle Remote' application interface. At the top, the status bar shows the time 10:38, signal strength, 4G connectivity, and 62% battery. The app header includes the title 'Vehicle Remote', the ID 'VK07532002', the version 'V1.0.5', and a home button. A left sidebar lists various key models under the 'BYD' category: 'BYD black card', 'BYD grey card' (selected), 'BYD white elliptical type', 'BYD white slide type', 'BYD white square type', 'F0', 'F3', and 'F6'. The main content area, titled 'BYD grey card', features an image of a 'BYD Keyless Go ID46(Gray)' smart key. Below the image, it specifies 'Frequency: 315 ASK' and lists supported protocols: 'NXP-SmartKey', 'LM38-SmartKey', 'LM38-TOYOTA', and 'LM38-HYUNDAI'. A timestamp '2023-04-11 19:52:40' is shown. A 'Smart key' label is present in the top right of the key details. The bottom navigation bar contains icons for home, back, VCI, gallery, and refresh.

2. Выберите соответствующий ключ и поместите нужный смарт ключ на программатор для генерации.

10:39 1 10:39 4G 62%

Vehicle Remote/BYD Keyless Go ID46(Gray) VK07532002 V1.0.5

Remote information Version: V1

ID: 0559 517

Frequency: 315 ASK

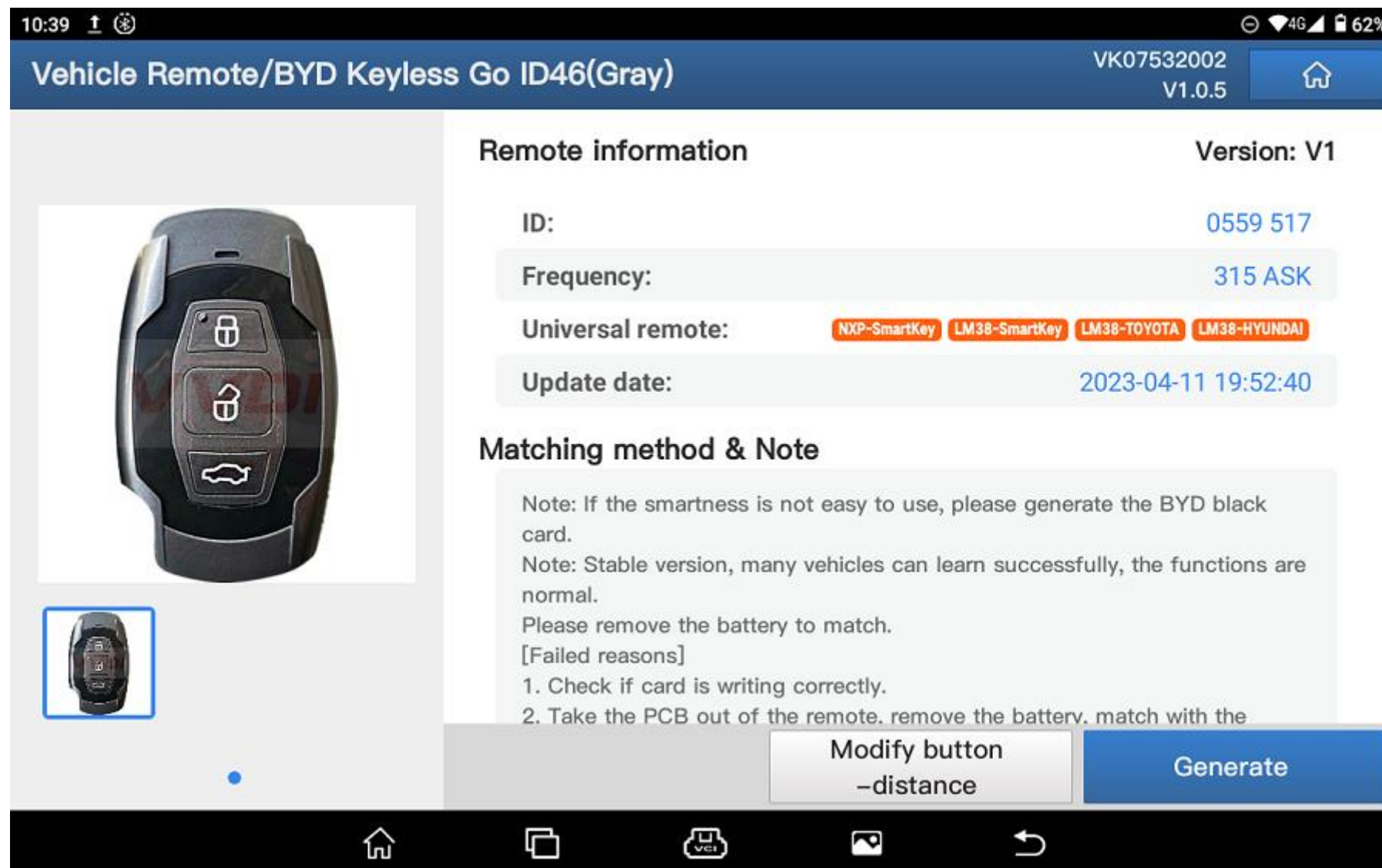
Universal remote: NXP-SmartKey LM38-SmartKey LM38-TOYOTA LM38-HYUNDAI


Update date: 2023-04-11 19:52:40

Matching method & Note

Note: If the smartness is not easy to use, please generate the BYD black card.
Note: Stable version, many vehicles can learn successfully, the functions are normal.
Please remove the battery to match.
[Failed reasons]
1. Check if card is writing correctly.
2. Take the PCB out of the remote. remove the battery. match with the

Modify button -distance Generate





Способ использования смарт ключа LN Peugeot DS:

1. Войдите в меню Vehicle Remote (Удаленное управление автомобилем) и выберите соответствующую модель ключа для создания.



The screenshot shows the 'Vehicle Remote' application interface. At the top, the status bar displays the time 10:40, signal strength, 4G network, and 62% battery. The app header includes the title 'Vehicle Remote', the ID 'VK07532002', version 'V1.0.5', and a home icon. A left sidebar lists car models: Honda, Brio, Brio Amaze Mobilio(India), BRV, Ciimo, CityUSA, CITY, City, and CIVIC. The main area, titled 'City', displays a list of smart keys with their respective images, frequencies, and creation dates.

Model	Key Image	Remote Type	Frequency	Reference	Date
Brio		NXP-SmartKey, LM38-SmartKey, LM38-TOYOTA, LM38-HYUNDAI			2023-05-11 20:29:09
Brio Amaze Mobilio(India)		LN-Wireless	433.92 FSK	Reference FCCID: MLBHLIK6-1TA	2023-05-30 11:38:12
BRV		LN-Wireless	433.92 FSK	Reference part number: A05TAA	2023-04-02 21:04:18
Ciimo		LN-Wireless	433.92 FSK		2023-05-30 11:38:13
CityUSA		LN-Wireless	433.92 FSK		
CITY		LN-Wireless	433.92 FSK		
City		LN-Wireless	433.92 FSK		
CIVIC		LN-Wireless	433.92 FSK		

2. Выберите соответствующий ключ и поместите нужный смарт ключ на программатор для генерации.

10:40 4G 62%

Vehicle Remote/A05TAA 08-13 251 VK07532002
V1.0.5



Remote information

ID: 0543 130

Frequency: 433.92 FSK


Universal remote: LN-Wireless

Update date: 2023-04-02 21:04:18

Matching method & Note

1. Please use wireless remote with NXP transponder.
2. Suitable for Honda Accord 2014, CRV, Fit, Odyssey (FSK, 433MHz) .
3. Please use OBD tools to learn remote. After programming chip successfully, the remote will generate automatically.

Generate



3. Для моделей автомобилей без электронных ключей войдите в меню Set type of wireless remote (Установить тип ключа), чтобы сгенерировать соответствующий ключ.

